

Make your own Arts Festival visual schedule!

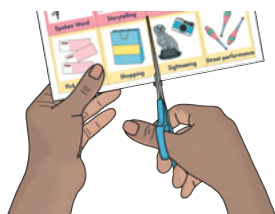
This visual schedule is designed to help you and your family plan your day and make the most of the festival. It will help you to keep track of what's happening, choose your schedule, and enjoy the festival at your own pace. Have fun exploring and creating your own unique festival experience!

 kilkennyarts.ie/programme




Step 1:

Look through the festival programme, either on paper or at www.kilkennyarts.ie/programme, and decide which shows you want to see. Remember to book your tickets!



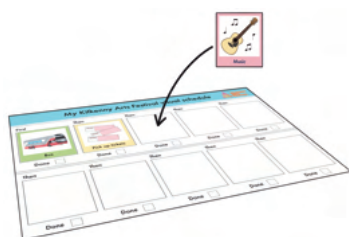
Step 2:

Print out your visual schedule pack from www.kilkennyarts.ie/visit/accessibility. Cut along the dotted lines to separate your picture cards.



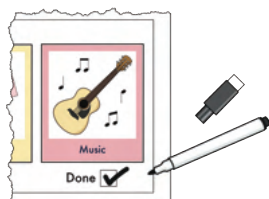
Step 3:

Have a look through the picture cards. There are five types of card: **red** for shows, **yellow** for festival experiences, **green** for transportation, **blue** for self-care, and blank cards for your own activities. Choose the cards that represent the shows or activities you plan to do.



Step 4:

Stick the picture cards onto the visual schedule to plan your day.



Step 5:

When you complete an activity, tick the 'Done' box next to each card.

Enjoy your day at the Kilkenny Arts Festival and have fun creating your own personalised timetable!

My Kilkenny Arts Festival visual schedule



First

A large empty rectangular box for drawing or writing the first activity.

Done ☐

Then

A large empty rectangular box for drawing or writing the second activity.

Done ☐

Then

A large empty rectangular box for drawing or writing the third activity.

Done ☐

Then

A large empty rectangular box for drawing or writing the fourth activity.

Done ☐

Then

A large empty rectangular box for drawing or writing the fifth activity.

Done ☐

Then

A large empty rectangular box for drawing or writing the sixth activity.

Done ☐

Then

A large empty rectangular box for drawing or writing the seventh activity.

Done ☐

Then

A large empty rectangular box for drawing or writing the eighth activity.

Done ☐

Then

A large empty rectangular box for drawing or writing the ninth activity.

Done ☐

Then

A large empty rectangular box for drawing or writing the tenth activity.

Done ☐



Comedy



Dance




Event/Talk



Exhibition



Film



Interactive



Light Show



Music



Musical/Opera



Orchestra



Spoken Word




Storytelling




Theatre



Virtual Reality




Green Space



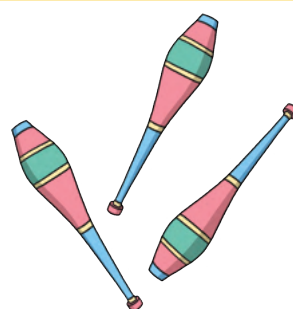
Pick up tickets




Shopping




Sightseeing




Street Performance



Tour



Bus



Bus



Drive




Drive



Go Home



Train



Train




Walk



Walk



Changing Places Toilet



Meal



Snack



Toilet