

# Kilkenny Arts Festival Social Story

## Before:

### *What to Wear?*

Dress for the weather. Some days will be warm, some days may be cool or rainy. Wear what you feel most comfortable in, there's no dress code here!

Here are some examples of what people may be wearing at the festival:



### *What to Bring?*

Bring your tickets or your confirmation email if you need to collect your tickets at the door. If you are attending an outdoor event, you should bring water and sunscreen to protect you. Lots of our shows can get a bit loud, so you may want to bring ear defenders or ear plugs if you don't like loud noises.

Feel free to bring fidgets, we welcome them!

If you need to collect your tickets or want to rent a sensory pack, you can go to our box office! You will enter through this door on John's Street. The building is bright teal, so it's easy to find. Inside, you'll see a black desk. Our staff will be there to help you with anything that you need.



**Sensory Packs:** Our rentable sensory packs have ear defenders, a couple of fidgets, and a chewy. You will put down a deposit of €10, and when you bring everything back to the office, you get the money back. You do not need to bring back the chewy, that is yours to keep!

If you want to book one in advance, please email [boxoffice@kilkennyarts.ie](mailto:boxoffice@kilkennyarts.ie)



## ***How to Get There?***

If you are coming in a car, make sure to check our website for [where to park at each venue](#).

You can also take a train or bus to get to Kilkenny, and then walk to our venues that are in town. If you are doing a lot of walking, make sure to wear your most comfortable shoes, and drink a lot of water.

## **During:**

### ***Our Volunteers***

If you have any questions or problems, look for someone wearing one of the shirts pictured below. Their job is to help you, and they know all about the shows and venues! They might be wearing a nametag, but you can always say “Excuse me, I need help,” and our volunteers will help you.






## ***Our Venues***

Each of our venues is unique and will have different layouts and chairs. However, our festivals volunteers will be at every venue, and they are happy to help answer any questions that you have!

### ***St. Canice's Cathedral***

When you get to this door, you can either collect your ticket from a table with volunteers at it, or if you already have your ticket, a volunteer will check it for you.



Then, if there are assigned seats, a volunteer can help you find your seat. If it is general seating, you get to pick where you sit! You might be in a wooden chair, or on a wooden pew. These pews are old, so you may wish to bring a cushion to make them more comfortable.





The events in St. Canice's Cathedral can become loud, and the sound can echo off the walls and ceiling. This would be a good venue to bring ear protection to if you are sensitive to loud sounds.

At music events in St. Canice's, there will be times that the music stops, but no one claps. This is called a movement pause. You can wait until you hear other people clap, so you know if it's a movement pause or if it's time to clap.

Toilets are a slightly long walk around the building so give yourself some time to get there. The volunteers will help direct you there. Sometimes if you leave in the middle of a performance, you might have to wait for a pause in the music before you can come back in. The volunteers and venue manager will help you with this.

### ***St. John's Priory***

You will enter through the gate located on John Street Lower shown in the picture on the left. When you get through the gate, you may have to queue. Once you get to the red door, you can either collect your ticket from a table with volunteers at it, or if you already have your ticket, a volunteer will check it for you.



This venue has general seating, so you get to pick where you sit! You will be in a wooden pew. These pews are old, so you may wish to bring a cushion to make them more comfortable.



At music events in St. John's, there will be times that the music stops, but no one claps. This is called a movement pause. You can wait until you hear other people clap, so you know if it's a movement pause or if it's time to clap.

This venue does not have toilets. However, there are toilets across the road in Langton's Hotel. You enter via this door, then ask at reception for directions to the toilet.



### ***Black Abbey***

When you get to this door, you can either collect your ticket from a table with volunteers at it, or if you already have your ticket, a volunteer will check it for you.



Then, if you are in assigned seats, a volunteer can help you find your seat. If you have a promenade ticket, you can find a place to stand or lean. The benches in the Black Abbey are wooden and may be uncomfortable, you can bring a cushion to sit on if you'd like.






### ***Watergate Theatre***

You will enter the Watergate Theatre through this door. There are stairs straight up, and a ramp to the right.



If you don't have your tickets already, you can collect your tickets at a desk that will be on your left as you go in.




You will go through the pink doors at the end of the hallway. As you enter the theatre, someone will check your tickets. They might be in a volunteer t-shirt, or be wearing black. You can ask them to help you find your seat.



Many of the shows in the Watergate this year will have loud sounds and flashing lights. You can bring ear defenders, sunglasses, and fidgets to make the experience calmer. You can also get up and leave the theatre at any point if you want to leave, but you may have to wait for a break in the performance to be allowed to come back in.

### ***Set Theatre***

You will enter the Set Theatre through this archway. It's right next to Bridie's Bar, which is painted bright blue.



If you don't have your tickets already, you can collect your tickets at the ticket desk which will be placed just inside the gate. As you move past the desk, someone will check your tickets.



You will then be directed through the courtyard to the doors on the other side. You may have to queue.



As you enter the theatre, there will be volunteers, in a volunteer t-shirt, that can help you find your seats, the bar, or the toilets. It will be dark like it is in the pictures below.

This venue has general seating, so you get to pick where you sit! There is a balcony upstairs and all of the chairs are soft and comfy for a seated event. If your event is a standing event, you can stand downstairs or if you get there early, you might be able to get a seat upstairs.





A few of the shows in the Set this year will have loud sounds or flashing lights. You can bring ear defenders, sunglasses, and fidgets to make the experience calmer. You can also get up and leave the theatre at any point if you want to leave. You can go back out to the courtyard that you walked through before if you need to take a break.

### **Cleere's**

You will enter Cleere's through this door. It is painted bright red.



You will have to walk through the bar to get to the theatre in the back of the building. This may be loud and smell like food and may be very busy.

There will be volunteers at the back door to check your tickets.



These shows are general admission so you can choose where to stand/sit depending on the show. These shows will be loud and may have flashing lights, so you can bring ear defenders, sunglasses, and fidgets to make the experience calmer. You can also leave the theatre at any point if you want to leave.

## ***Medieval room***

You will enter through this door. There will be a table with volunteers sitting at it who will check your tickets if you have them already, or give you your tickets if you don't have them yet.



Once you go through the door, you'll see the room below. You can go down the stairs to your right, or use the lift on your left. Then, you get to choose your seat! This show will have a man shouting loudly and wearing a mask, so it might be a little scary, but he's just playing pretend. You can wear ear defenders so the shouting won't bother you.





## ***Parade Tower***

You will enter through this door.



Then at the ticket desk, you can collect your tickets, and a volunteer will check them.



You have to go up to the second floor up a set of stone stairs or via the lift. The lift is small (can fit 1 wheelchair or 2 people) so it may have a long queue.

Once you arrive at the top, the door will be on your left. Volunteers will be there to direct you. In the room, the seating is general admission, so you can choose where to sit. The events at the parade tower should be calm, but may be crowded. Some events may have a presentation with sound so you can bring your ear defenders if you need them.



### ***Market Cross Shopping Centre***

You can enter the shopping centre through several doors. One of them is the umbrella archway off of High Street. After you are in the shopping centre, you are looking for the shop pictured below. It is by the big staircase near the Penneys.



Then, a volunteer will take your tickets and show you where to sit.

These shows may be exciting, but should not be too loud or scary. It would still be smart to bring ear defenders just in case things get too loud. The performers are happy for you to clap and wiggle as much as you want.



### ***Old KBC Bank, The Parade***

You will enter this building through the orange doors.



There will be volunteers inside to help show you where to go and how to use the VR headsets. The mixed reality experience might be a little disorienting, but you can take off the VR headset at any time if you don't like it.


### ***Shee Alms House***

The Shee Alms House has two doors! The event information on the website or in the programme will tell you to enter through the top door or the bottom door, but if you are confused you can ask one of our volunteers.

Top Door from St. Mary's Lane



Top Door



Bottom Door from Rose Inn St.



The events in the Shee Alms this year do not need tickets, you can just come in and look around. The Crash Ensemble installation will be calm, although there will be loud ocean noises at the exhibition on the bottom floor. The Alice Club on the top floor may be busy but the people there are very welcoming.

## ***Mayfair Library***

You will enter through this door, which you can get to using the stairs or the ramp. You will then go through two sets of automatic sliding doors and into a hallway.




At the end of the hallway will be a set of glass doors with pull handles. Through there will be either festival volunteers, or library staff, to tell you which way to go.





### ***Smithwick's Barrel Yard***

You will enter through this archway and go all the way down the tunnel. Then, you will go through the red doors at the end and see a yard full of tables and chairs and a bar. It may be very busy like it is in the picture, and will probably be loud, so bring ear defenders if you are sensitive to noise.



### ***Medieval Mile Museum***

Depending on the activities happening in the museum, you could enter through two different doors. The first option is that you go through the main gate with lots of signs on it and then turn right and go through the black iron gate.



The second option is that you will walk further down St. Mary's Lane to this gate with the pink sign



If you use a wheelchair, please either contact the box office ahead of the show, or tell the volunteer who checks your tickets, and we will move to a part of the museum that you can access for your slot.

### ***Secret Garden Locations:***

#### ***Heritage Gardens***



To get to the Heritage Gardens, you'll enter through these gates off of Church Lane. Then, turn to the left and go through this door.



Most of the space here will be for standing only, however, if you are unable to stand for a long period of time, you can arrive early and take a seat around the edge of the garden or on the grass.

### ***Castle Rose Garden***

You will enter through the black metal gates located on The Parade, pictured below. Secret Garden performances take place all over the garden, so just look for us, you'll see our signage and make yourself comfortable nearby!



### ***Stone Circle – Butler House Garden***



There are two entrances to this garden. The wheelchair accessible entrance is through the Kilkenny Design Centre and across the Castle Yard until you see the arch and ramp below. The second is through the front door of the Butler House Guest Accommodation on Upper Patrick St.



Most of the space here will be for standing only, however, if you are unable to stand for a long period of time, you can arrive early and take a seat around the edge of the garden.



### ***Rothe House Garden***

Getting to the garden in Rothe house can be a little confusing, so feel free to ask for help if you feel lost.

You will enter through the archway with the Rothe House sign and walk through the courtyard to the next archway next to the green door.



You will walk through the next courtyard to the open wooden door. Then, you will be inside a room, which you will leave through the rectangular door.



Outside of the rectangular door you will see a lift and a staircase. You can use either to get up to the garden. Most of the space in the garden will be for standing only, however, if you are unable to stand for a long period of time, you can arrive early and take a seat around the edge of the garden.





If you use a wheelchair or other mobility aid, or have a buggy, there is a lift to the garden at the back of the three houses. If that's not working, a volunteer will meet you at the front of the house and direct you around the side where you will enter through the archway titled New Building Lane and walk up until you see the gate into the garden. A volunteer or a Rothe House staff member will let you in.



### ***Deanery Garden***



Most of the space here will be for standing only, however, if you are unable to stand for a long period of time, you can arrive early and take a seat around the edge of the garden.

## ***Lyrath Estate Hotel***

You will enter the Lyrath Estate through these gates off of R712.



Then, you will go down a long winding road until you see signs for parking. Once you have found parking you will look for signs for the Kilkenny Arts Festival, which will direct you to this lawn in front of the hotel.



Most of the space here will be for standing only, however, if you are unable to stand for a long period of time, you can arrive early and take a seat around the edge of the garden.

## ***Mount Juliet Estate***

You will enter via this gate.





And follow the directions to the club house, where you'll park. The Secret Garden will be held in the Walled Garden which is signposted.



Most of the space here will be for standing only, however, if you are unable to stand for a long period of time, you can arrive early and take a seat around the edge of the garden.

## **Galleries:**

### ***Butler Gallery:***

When you are walking along John's Quay by the river you will see the Carnegie library and some signs pointing towards the Butler Gallery. If you walk towards the big grey building, you will eventually see the big gate that says Butler Gallery. From there you can walk up the stairs, or use the ramp to get to the front doors. Butler Gallery staff will be there to help you find the exhibition.



### ***Bateman Quay Tea Houses:***

The first tea house is pictured on the left below. It is located on the river bank by the Dunnes store. The second tea house is located just behind the first as is shown on the right. The first tea house is wheelchair accessible, but the second has steps at the entrance.



### ***While in Town:***

If you're going to a lot of events on the same day, you will probably need to eat. You can bring food to the castle park, to benches located on Canal Square, on Castle Rd., on John's Quay along the river Nore, and to all of the Secret Garden concerts.

You can also get food at local restaurants. Our website has a list of some [local restaurants and cafes](#) with links to their websites so that you can look at their menus and even book a table ahead of time!

Most of our venues have restrooms available, but there are also public restrooms located on Castle Rd. These cost 50 cents and are wheelchair accessible.